

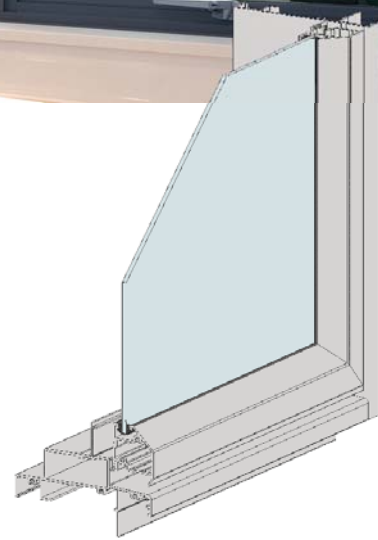


Series 517 Residential Awning Window



DESIGN FEATURES

- The 101.60mm wide frame allows the fabrication of chain winder awning windows with the winder contained within the frame line.
- Very high water resistance (450Pa) allows this window to be used in most residential locations in Australia.
- The fixed light beading system can match opening sashes.
- This framing system has been designed to align with and snap to the Vantage Series 541 sliding door and the Series 548 French doors.
- Awning type sashes are fitted with heavy duty chain winders. Our manual chain winder is illustrated on the back page along with the relevant features.
- Adjoining fixed sidelights and/or lowlights have matching splayed glazing beads.
- Longreach and Paddington frame trims make this a very versatile product that will cater most applications.
- Fixed sidelights and lowlights can be supplied with optional self draining ball valve that drains condensation water back to the outside while preventing blow backs through the drainage hole.
- We can clip Series 517 awning frame to any other Vantage 102mm frame using one of our custom couplers, refer our web site www.vantagealuminium.com.au



Maximum Panel Height	2060mm
Maximum Panel Width	1210mm
Maximum Glass Thickness	≤ 20mm

Subject to individual site conditions. Contact AWS Technical Support for more information.



WERS RATED PRODUCT



ENHANCED ACOUSTIC PERFORMANCE



3D & 2D CAD FILES AVAILABLE



PRODUCT INFORMATION AVAILABLE AT WWW.VANTAGEALUMINIUM.COM.AU



SPECIFIER ASSISTANCE AVAILABLE

TYPICAL CONFIGURATIONS

Awning Style



Casement Style





Series 517 Residential Awning Window

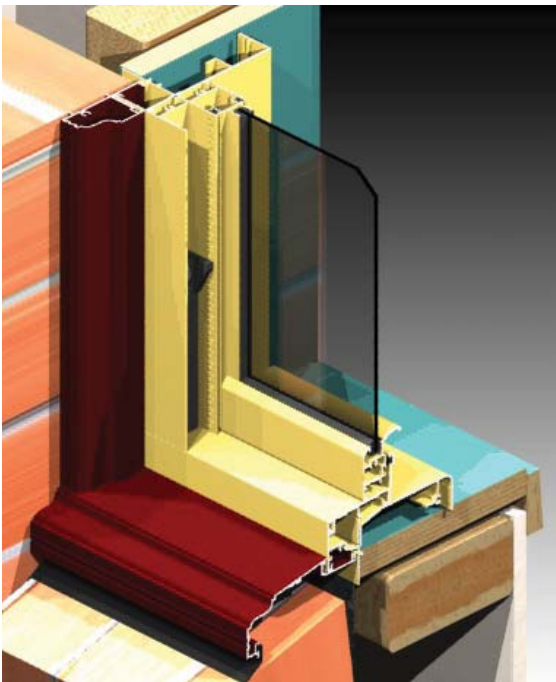
01.09



We have a variety of heavy duty highlight (snap fit) couplers that allow us to fit Series 517 awnings over sliding doors.



The standard chain winder used on Series 517 comes standard with stainless steel chain and Polesium™ cover and base. These corrosion resisting features make the winder suitable for exposed locations. 10 Year manufacturers warranty. We also fix the winder to the frame and sash through thickened area.



The picture above shows the ultimate frame finish with 'Paddington' federation trims on 'Longreach' frame extender. The 'Paddington' trims can be coloured to match or coloured to contrast as shown above.



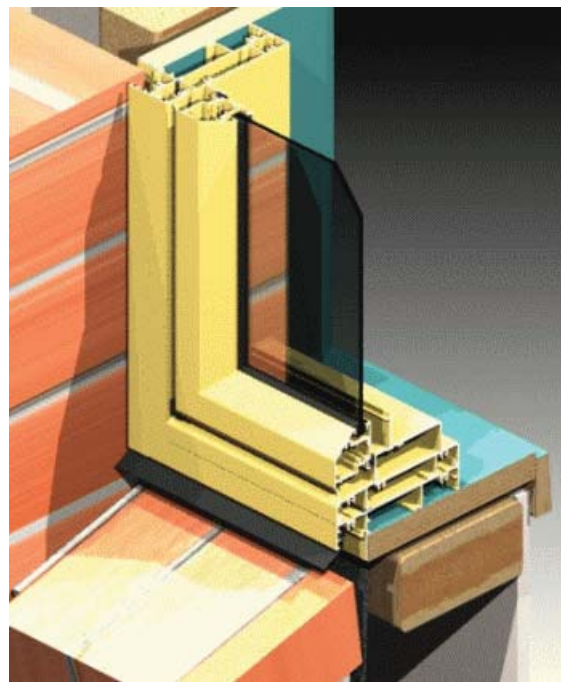
2D & 3D CAD FILES AVAILABLE

www.vantagealuminium.com.au >
CAD & Revit 3D Files
CAD file: DWG or DXF VAN_517



MORE INFORMATION

For the latest updates regarding this product visit our web site
www.vantagealuminium.com.au



If you are looking for a bold frame section consider ordering your Series 517 with 'Longreach' frame extender. The frame now grows in thickness from 50mm wide to 102mm and grows in width by 17mm all round. The extender has all of the normal Vantage window features including nailing fin (weatherbar), will accept building-in lugs and has the PVC sill flap to cater for building settlement on brick veneer construction.